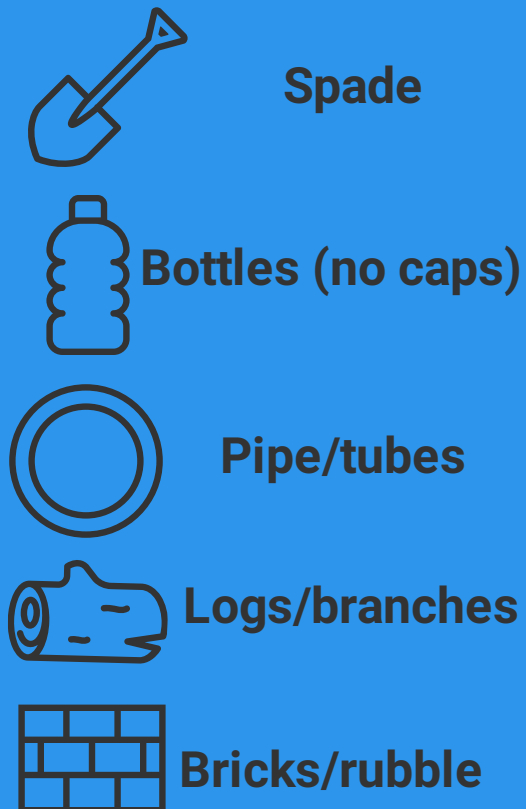


HOW TO BUILD A HIBERNACULA IN 4 STEPS

A hibernacula is a place of abode where creatures can seek refuge over the winter. In the UK this will be a safe haven for reptiles, bugs and amphibians.

#1

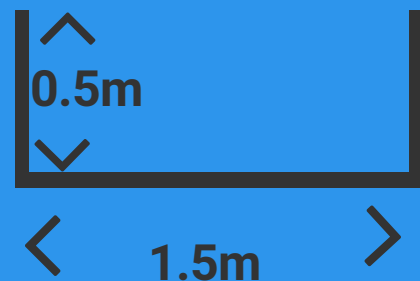
EQUIPMENT AND MATERIALS



#2

DIG A HOLE

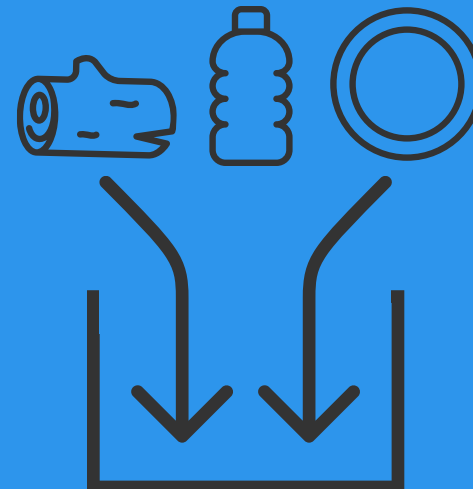
Dig a hole. It can be any size but the bigger it is the more variety of wildlife it will attract.



#3

FILL IT

Fill the hole with your materials making sure there are plenty of voids.



#4

COVER IT

Now cover the hole with a mound of soil leaving some tubes protruding to give the creatures access inside.

